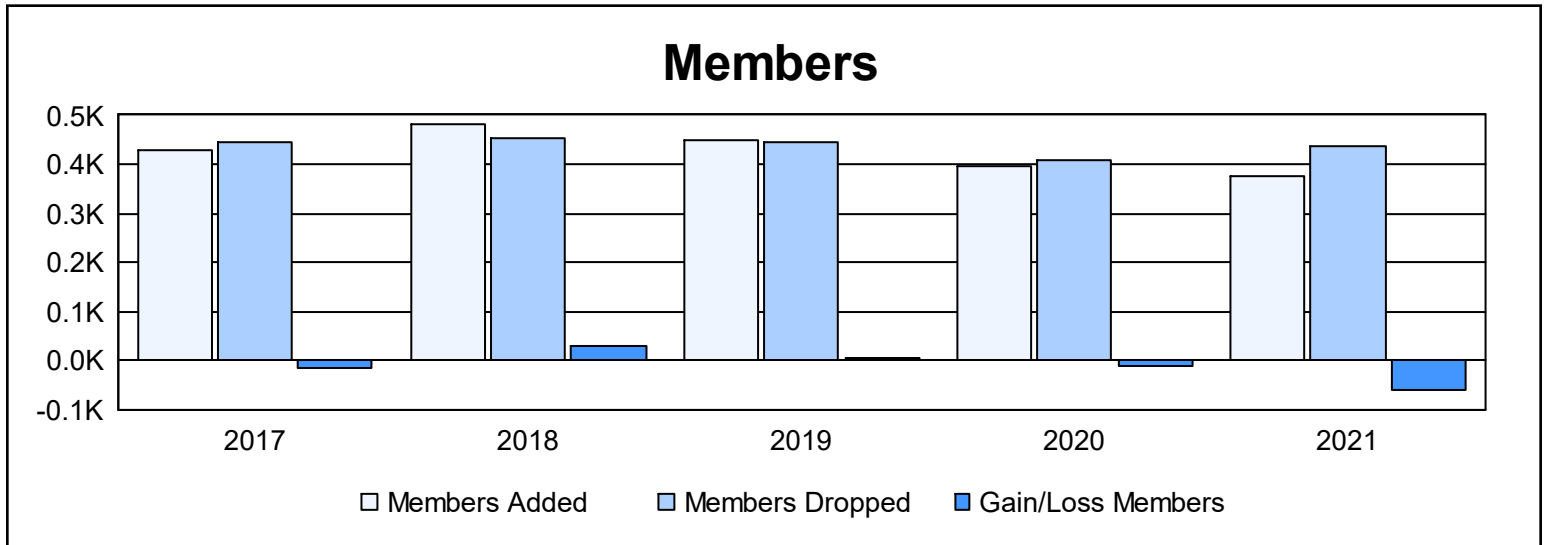
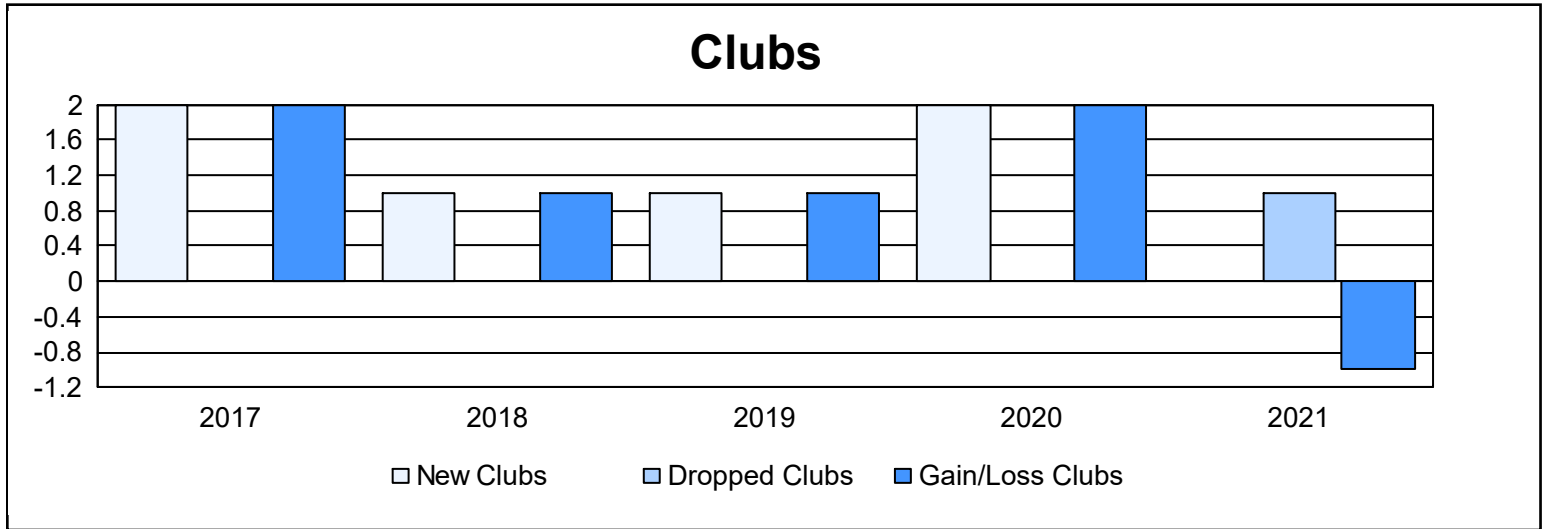
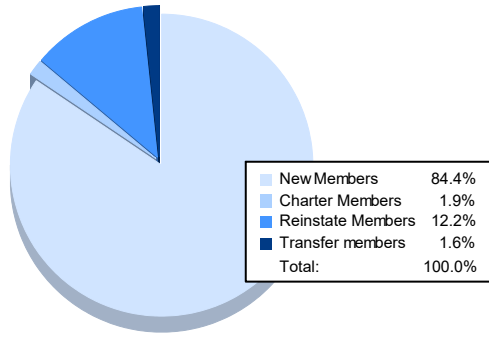


Year	New Clubs	Dropped Clubs	Gain/ Loss Clubs	New Members	Charter Members	Reinstate Members	Transfer Members	Total Member Added	Total Members Dropped	Gain/ Loss Members
2016-2017	2	0	2	343	62	20	3	428	444	-16
2017-2018	1	0	1	403	41	28	8	480	451	29
2018-2019	1	0	1	371	49	19	11	450	446	4
2019-2020	2	0	2	292	84	14	7	397	407	-10
2020-2021	0	1	-1	318	7	46	6	377	438	-61
<b>Average</b>	<b>1</b>	<b>0</b>	<b>1</b>	<b>345</b>	<b>49</b>	<b>25</b>	<b>7</b>	<b>426</b>	<b>437</b>	<b>-11</b>



### Membership Composition June 2021 Cumulative



### Gender Composition June 2021 Cumulative

